



Now an awning operator that offers the same “family appearance” that’s available with Truth’s popular EntryGard® Casement Operators. Designed to accept the same operator cover that the casement models use.

VERSATILE & EFFICIENT:

With three different arm lengths available (12.0", 20.750", & 28.750") in both steel and stainless steel, this operator reduces the torque needed to open or close the sash. Truth’s new guide bar type operator does a beautiful job of pulling the sash snug to the weatherstrip, even on wide awning windows. A simple detach feature disengages the operator from the sash for quick window removal.

PRODUCT APPLICATION

ASSISTANCE: If you are designing a new window profile, or are having difficulty selecting hardware for your window, please contact Truth. Our highly trained Product Specialists can assist you with the selection of the appropriate hardware to meet your performance requirements, as well as providing personalized application drawings.

LOGO OPTIONS: Have you considered *personalizing* your window? The EntryGard series of Truth Operators provide a unique area in which to feature your company’s name &/or logo. All of Truth’s operator handles are capable of accepting your own “signature”. Contact Truth for further details.

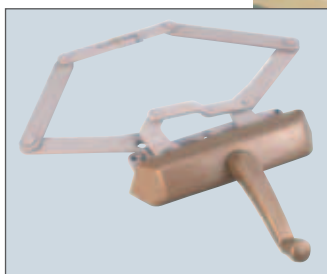
WARRANTY:

Protected under the terms of the Truth Warranty for Window and Door Manufacturers and Authorized Distributors. Refer to Truth’s Terms and Conditions for further details.

MATERIAL: High-pressure die-cast zinc operator base. Hardened steel drive worm and gears. High-strength polycarbonate operator cover.

CORROSION PROTECTION:

Truth’s E-Gard® Hardware has a multi-stage coating process that produces a superior physical and aesthetic finish. Plus, it is resistant to a wider range of corrosive materials, including industrial cleaning materials and environmental pollutants. This proprietary process has been tested to be approximately three times better than common zinc plated finishes.



(Inset photo) EntryGard with new 11454 Contour Handle & 11328 Metal Cover



For the severe conditions associated with coastal areas, Truth has developed certain product lines utilizing either **CoastGard® Hardware**, or stainless steel hardware. See Tech Note #7 for further information about corrosion protection and these special hardware options.

FINISH: Electrostatically applied, durable coatings that provide excellent resistance to chipping, scratching and corrosion while maintaining color stability for years in direct sunlight. Please refer to Truth’s Color Chart for examples of Truth’s most popular finish options. Truth also offers a wide range of decorative “plated” finishes - contact Truth for additional information on availability of these finishes on specific product lines.

ORDERING INFORMATION:

1. Choose operator style desired (specify by part number).
 2. Specify finish number.
 3. Select mounting hardware (sold separately):
 - #11454 - Contour Handle (painted) or #10579 - Roto Gear Operator Handle - shown above (painted).
 - #10341 - Operator Cover (specify finish number).
 Optional handle and cover styles, such as Truths *Folding Handle* and metal cover, are also available.
- Sash Hook-** three styles to choose from - refer to drawings for sizes and part numbers (used with #11.42).
 #10005 - Shoes Studs (#11.43, #11.44, #11.46, #11.47) require 2 each.

- #31641 - Guide Bar (used with #11.43 & #11.46) or,
- #31642 - (used with #11.44 & #11.47).
- #21306 - Protective red plastic spline cap (optional).

RECOMMENDED SCREWS:

Types of screws required determined by material of profile used. Refer to drawings for complete information on screw type and quantity needed (sold separately). For additional information regarding screw selection - see Truth Tips and Tech Note #11.

TRUTH TIPS:

1. The EntryGard Awning Operator can be used with all Truth 13 Series Awning Hinges. To insure maximum operator efficiency and avoid sash chatter, it is important that the operator, hinge, and sash height be properly matched. For more complete information on proper hinge sizing and how to overcome corner pull-in problems, see Truth Tech Note #2.
2. Butt Hinges can be used with the EntryGard Awning Operator, however, some degree of sash chatter will usually occur. Chatter is caused by the weight of the window pushing the operator closed rather than the operator pulling the window closed.
3. When security and/or a tighter weather seal is desired, sash locks should be added to either the sill or side jams.
4. A Truth Spline Cap (#21306) is available to protect the operator spline from dirt and damage during shipping, window installation, and final building construction.

5. Adding a Truth Snubber to the center of the top rail on an awning window may increase the negative air pressure rating of the window.

6. For accurate hardware placement in vinyl or metal applications, pre-drilling of the window profile is recommended.

7. For vinyl window applications, mounting screws should pass through two PVC walls, or one PVC wall and one insert wall. For this reason, it may be necessary to use a longer screw than is recommended.

8. For metal window profiles Truth recommends machine screws. However, in most applications, sheet metal screws will provide adequate holding power.

9. When selecting mounting screws for Truth hardware, coating compatibility is one of the most important criteria. For best corrosion resistance the coating on the screws should be the same as the coating on the hardware. For more information see Tech Note #11.

INCLUDE TRUTH SPECS ON YOUR NEXT WINDOW PROJECT

Window operators shall be provided which allow easy adjustment of window position. The mechanism should be crank operated and provide wide range of open positions. Connection to the movable sash must be easily detachable for window cleaning and maintenance. Removable EntryGard® interior cover will allow matching hardware styling to casement windows.

Window operators will be of scissors arm design driven by hand crank. The operator must be constructed of E-Gard® components, hardened steel worm and gearing and high pressure zinc alloy die castings. High-strength plastic trim cover.

Window Operators shall be 11 series EntryGard® Awning Operator as manufactured by Truth Hardware, Owatonna, MN.

11 ENTRYGARD® AWNING OPERATOR

FIG. 1 APPLICATION OF TRUTH ENTRYGARD AWNING OPERATOR

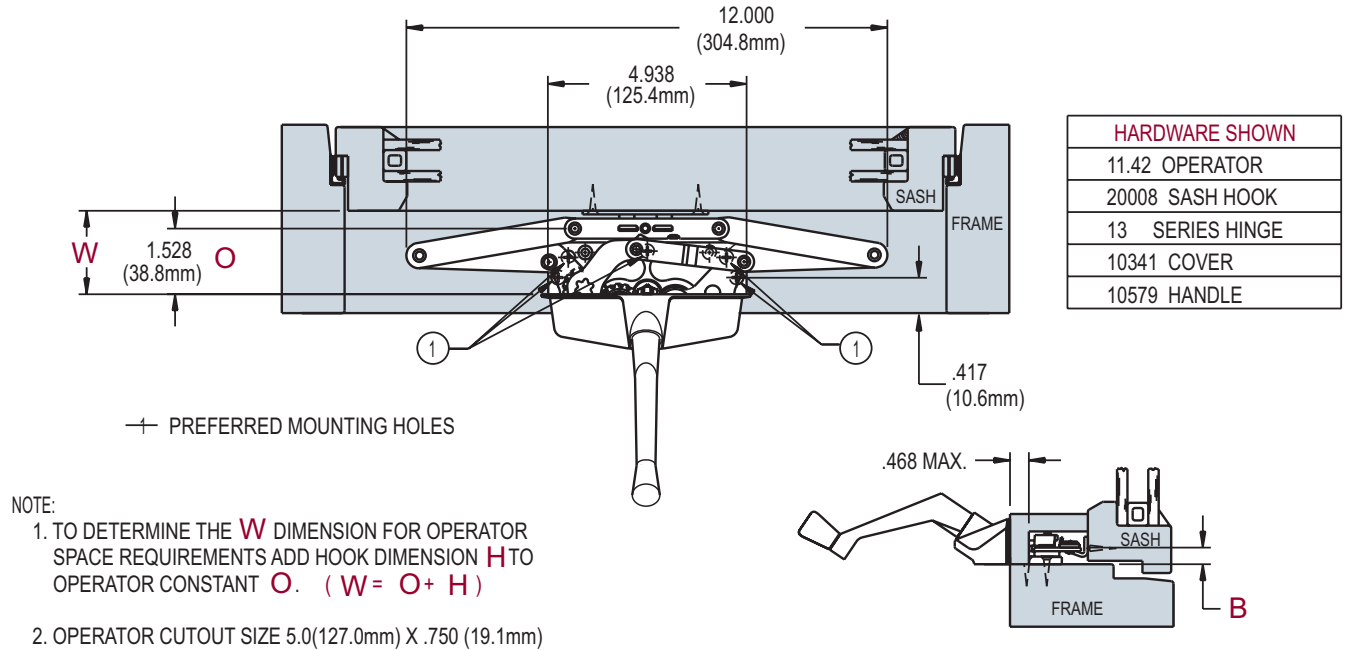
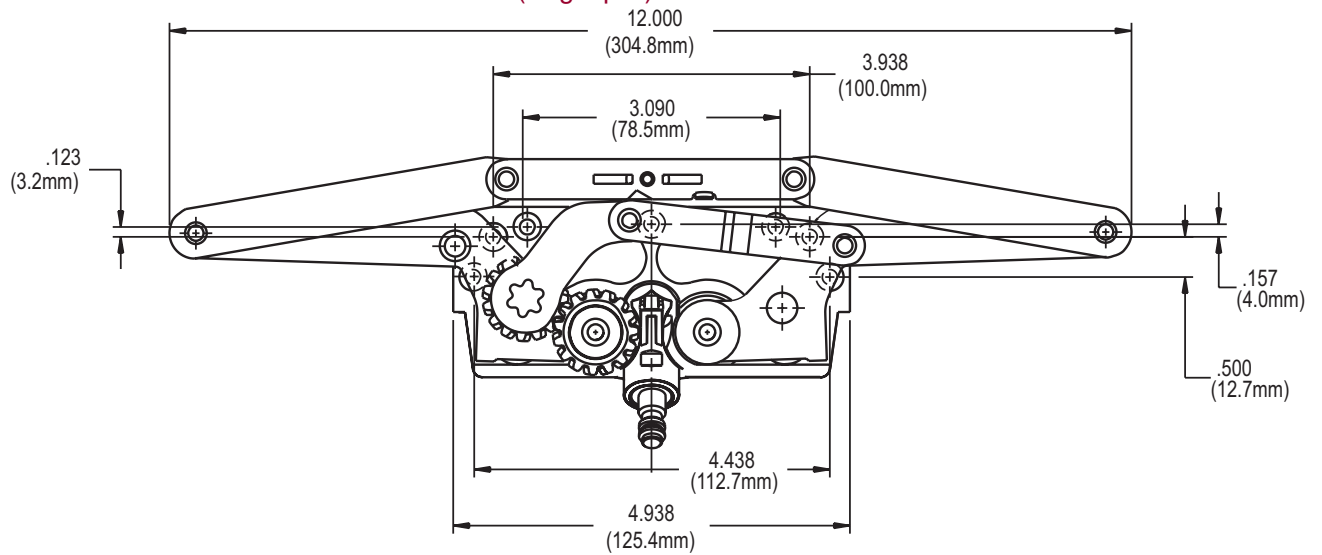


FIG. 2 ENTRYGARD AWNING OPERATOR (single pull)



AVAILABLE OPERATOR	SASH OPENING	SASH HOOKS	DIMENSION B	DIMENSION H
11.42	7.25 (184.2mm)	20008	.555 (14.1mm)	+ .410 (10.4mm)
		*31336	N/A	+ .160 (4.1mm)
		40543		± .845 (21.5mm)

*31336 MAY ADD OR SUBTRACT FROM \varnothing

RECOMMENDED SCREWS:

OPERATORS:

WOOD: 5 (P/N 19240.XX) STEEL #8 X 1.0
 PHILLIPS, FLAT HEAD, SHEET METAL SCREWS

PVC & METAL: 5 - #8 PHILLIPS, FLAT HEAD SCREWS (LENGTH AND THREAD TYPE DETERMINED BY PROFILE)

FIG. 3 ENTRYGARD AWNING OPERATOR (GUIDE BAR)

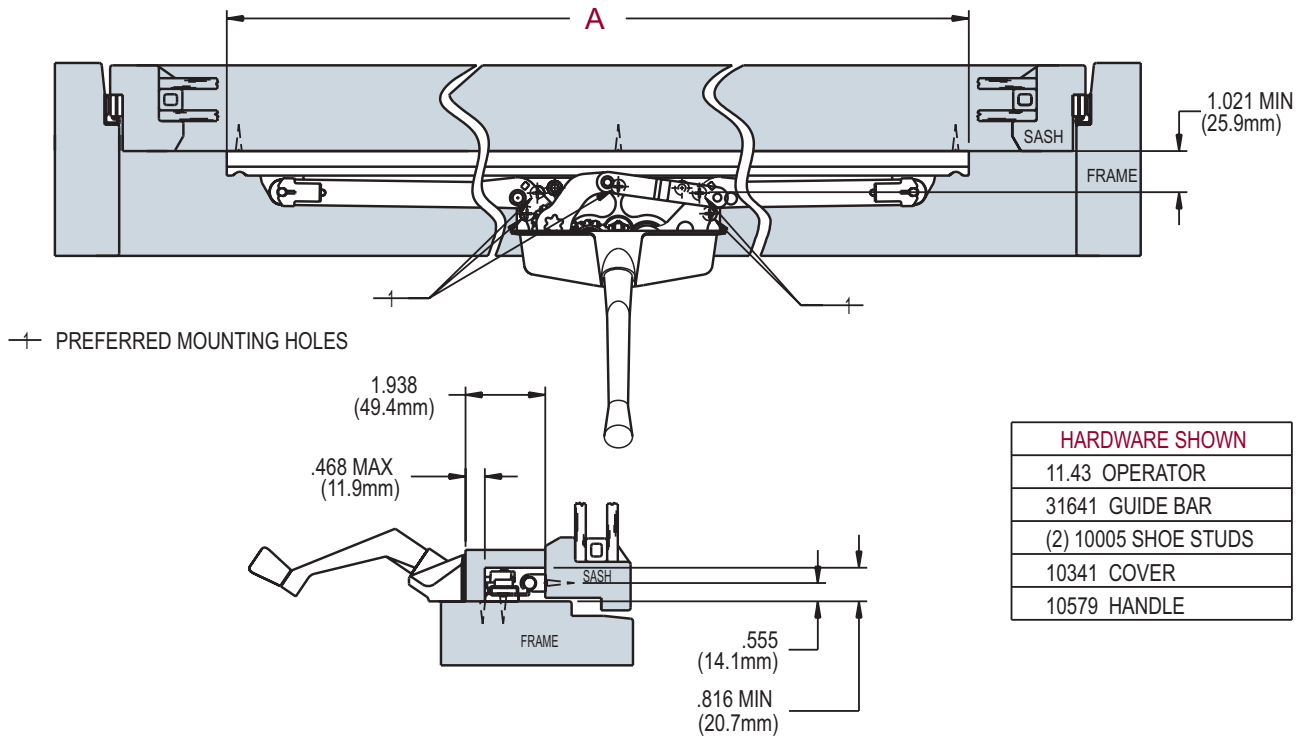
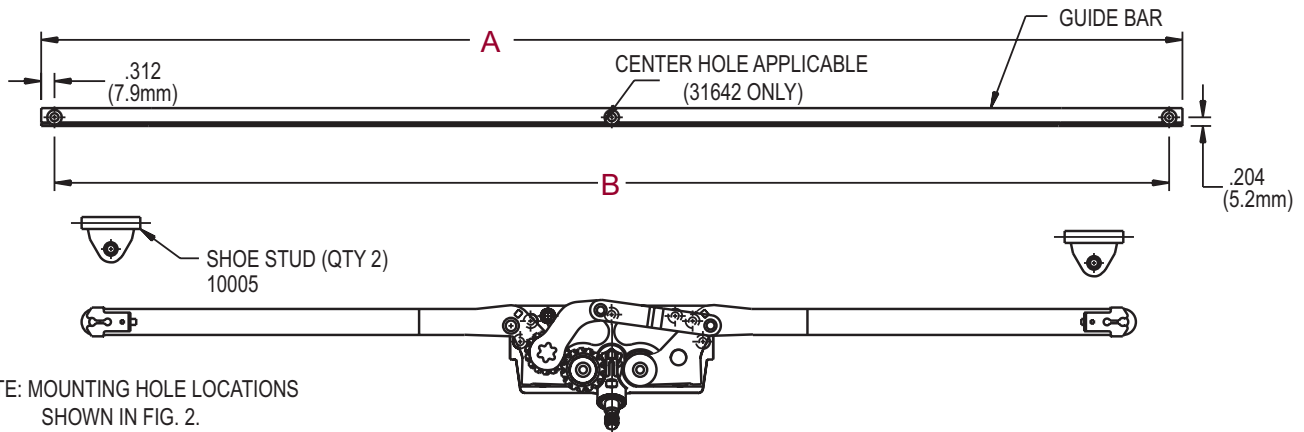


FIG. 4 ENTRYGARD AWNING OPERATOR (GUIDE BAR)



NOTE: MOUNTING HOLE LOCATIONS SHOWN IN FIG. 2.

AVAILABLE OPERATOR	AVAILABLE GUIDE BAR	SCREW REQD.	GUIDE BAR OVERALL LENGTH A	GUIDE BAR HOLE TO HOLE DIM B	APPROXIMATE SASH OPENING	DIMENSION C
11.43	31641	2	22.750 (577.9mm)	22.125 (562.0mm)	7.688 (195.3mm)	.599 (14.2mm)
11.44	31642	3	30.750 (781.1mm)	30.125 (765.2mm)	11.312 (287.3mm)	

RECOMMENDED SCREWS:

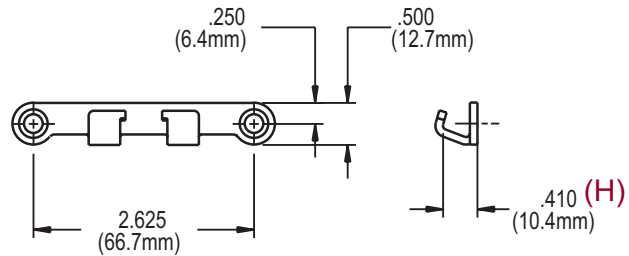
OPERATORS:

- WOOD: 5 (P/N 19240.XX) STEEL #8 X 1.0 PHILLIPS, FLAT HEAD, SHEET METAL SCREWS
- PVC & METAL: 5 - #8 PHILLIPS, FLAT HEAD SCREWS (LENGTH AND THREAD TYPE DETERMINED BY PROFILE)
- GUIDE BAR: (P/N 19240.XX) #8 X 1.0 PHILLIPS, FLAT HEAD, SHEET METAL SCREWS

NOTE: *2 (30385) CLIPS INCLUDED WITH OPERATOR.

GUIDE BAR (PN/31641 AND 31642) AND SHOE (P/N 10005) MUST BE ORDERED SEPARATELY.

FIG. 5 SASH HOOK 20008

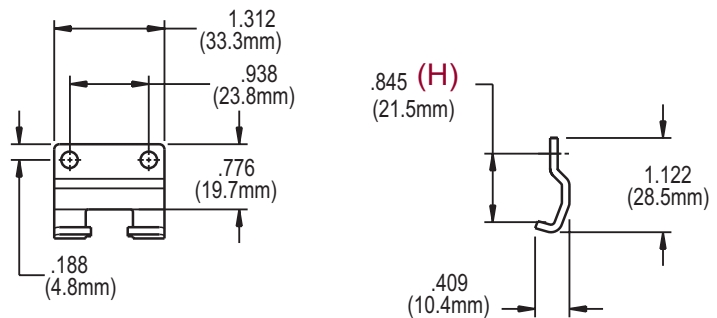
**RECOMMENDED SCREWS:**

WOOD: 2 (P/N 19240.XX) #8 X 1.0 PHILLIPS, FLAT HEAD, SHEET METAL SCREWS

PVC & METAL: 2 - #8 PHILLIPS, FLAT HEAD SCREWS (LENGTH AND THREAD TYPE DETERMINED BY PROFILE)

STAINLESS STEEL SCREWS REQUIRED WITH STAINLESS STEEL SASH HOOK

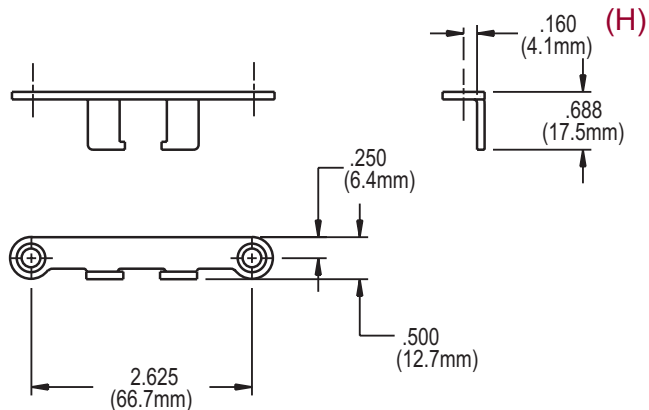
FIG. 6 SASH HOOK 40543

**RECOMMENDED SCREWS:**

WOOD: 2 (P/N 19230.XX) #8 X 1.0 PHILLIPS, PAN HEAD, SHEET METAL SCREWS

PVC & METAL: 2 - #8 PHILLIPS, PAN HEAD SCREWS (LENGTH AND THREAD TYPE DETERMINED BY PROFILE)

FIG. 7 SASH HOOK 31336

**RECOMMENDED SCREWS:**

WOOD: 2 (P/N 19240.XX) #8 X 1.0 PHILLIPS, FLAT HEAD, SHEET METAL SCREWS

PVC & METAL: 2 - #8 PHILLIPS, FLAT HEAD SCREWS (LENGTH AND THREAD TYPE DETERMINED BY PROFILE)



700 WEST BRIDGE STREET, OWATONNA, MN 55060 ■ 507.451.5620 800.866.7884 ■ TRUTH.COM